

LH0004,LH0004C

LH0004 LH0004C High Voltage Operational Amplifier



Literature Number: SNOSBG0A

LH0004 High Voltage Operational Amplifier

General Description

The LH0004 is a general purpose operational amplifier designed to operate from supply voltages up to $\pm 40V$. The device dissipates extremely low quiescent power, typically 8 mW at $25^{\circ}C$ and $V_S = \pm 40V$.

The LH0004's high gain and wide range of operating voltages make it ideal for applications requiring large output swing and low power dissipation.

The LH0004 is specified for operation over the $-55^{\circ}C$ to $+125^{\circ}C$ military temperature range. The LH0004C is specified for operation over the $0^{\circ}C$ to $+85^{\circ}C$ temperature range.

Features

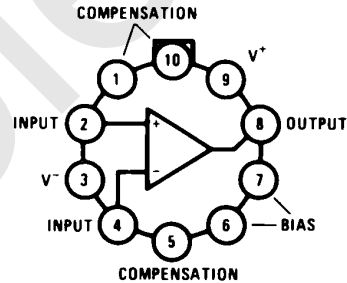
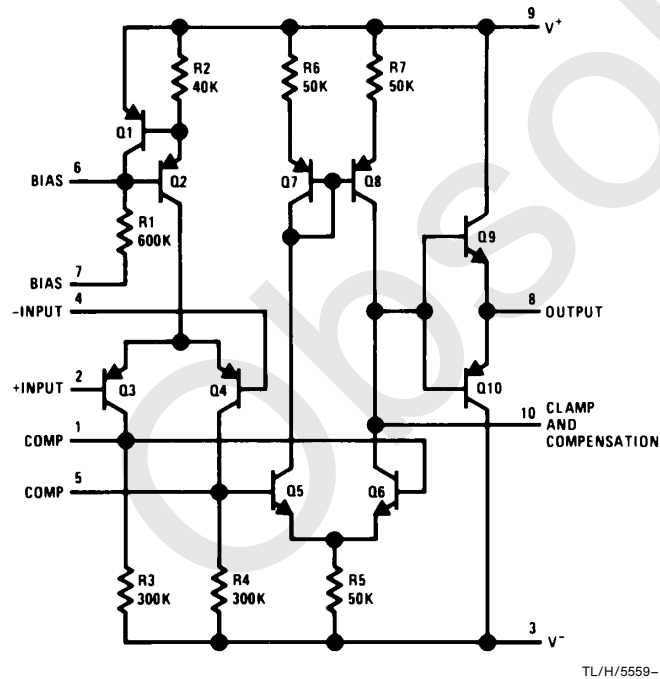
- Capable of operation over the range of $\pm 5V$ to $\pm 40V$
- Large output voltage typically $\pm 35V$ for the LH0004 and $\pm 33V$ for the LH0004C into a $2\text{ k}\Omega$ load with $\pm 40V$ supplies

- Low input offset voltage typically 0.3 mV
- Frequency compensation with 2 small capacitors
- Low power consumption 8 mW at $\pm 40V$

Applications

- High voltage power supply
- Resolver excitation
- Wideband high voltage amplifier
- Transducer power supply

Schematic and Connection Diagrams



Note: Pin 7 must be grounded or connected to a voltage at least 5V more negative than the positive supply (Pin 9). Pin 7 may be connected to the negative supply; however, the standby current will be increased. A resistor may be inserted in series with Pin 7 to Pin 9. The value of the resistor should be a maximum of $100\text{ k}\Omega$ per volt of potential between Pin 3 and Pin 9.

**Order Number LH0004H,
LH0004H-MIL or LH0004CH
See NS Package Number H10G**

Absolute Maximum Ratings

If Military/Aerospace specified devices are required, please contact the National Semiconductor Sales Office/Distributors for availability and specifications. (Note 2)

Supply Voltage	±45V
Power Dissipation (see Curve)	400 mW
Differential Input Voltage	±7V
Input Voltage	Equal to Supply

Short Circuit Duration	3 sec
Operating Temperature Range	
LH0004	–55°C to +125°C
LH0004C	0°C to +85°C
Storage Temperature Range	–65°C to +150°C
Lead Temperature (Soldering, 10 sec.)	260°C
ESD rating to be determined.	

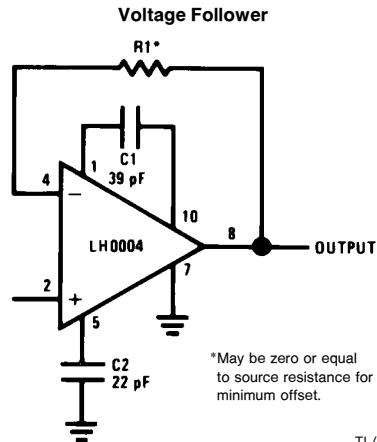
Electrical Characteristics (Note 1)

Parameter	Conditions	LH0004			LH0004C			Units
		Min	Typ	Max	Min	Typ	Max	
Input Offset Voltage	$R_S \leq 100\Omega$, $T_A = 25^\circ\text{C}$ $R_S \leq 100\Omega$		0.3	1.0 2.0		0.3	1.5 3.0	mV
Input Bias Current	$T_A = 25^\circ\text{C}$		20	100 300		30	120 300	nA
Input Offset Current	$T_A = 25^\circ\text{C}$		3	20 100		10	45 150	nA
Positive Supply Current	$V_S = \pm 40\text{V}$, $T_A = 25^\circ\text{C}$ $V_S = \pm 40\text{V}$		110	150 175		110	150 175	μA
Negative Supply Current	$V_S = \pm 40\text{V}$, $T_A = 25^\circ\text{C}$ $V_S = \pm 40\text{V}$		80	100 135		80	100 135	μA
Voltage Gain	$V_S = \pm 40\text{V}$, $R_L = 100\text{k}$, $T_A = 25^\circ\text{C}$ $V_{OUT} = \pm 30\text{V}$	30	60		30	60		V/mV
	$V_S = \pm 40\text{V}$, $R_L = 100\text{k}$ $V_{OUT} = \pm 30\text{V}$	10			10			V/mV
Output Voltage	$V_S = \pm 40\text{V}$, $R_L = 10\text{k}$		±35	±30		±33	±30	V
CMRR	$V_S = \pm 40\text{V}$, $R_S \leq 5\text{k}$ $V_{IN} = \pm 33\text{V}$	70	90		70	90		dB
PSRR	$V_S = \pm 40\text{V}$, $R_S \leq 5\text{k}$ $\Delta V = 20\text{V to } 40\text{V}$	70	90		70	90		dB
Average Temperature Coefficient Offset Voltage	$R_S \leq 100\Omega$		4.0			4.0		$\mu\text{V}/^\circ\text{C}$
Average Temperature Coefficient of Offset Current			0.4			0.4		nA/ $^\circ\text{C}$
Equivalent Input Noise Voltage	$R_S = 100\Omega$, $V_S = \pm 40\text{V}$ $f = 500\text{ Hz to } 5\text{ kHz}$, $T_A = 25^\circ\text{C}$		3.0			3.0		μVrms

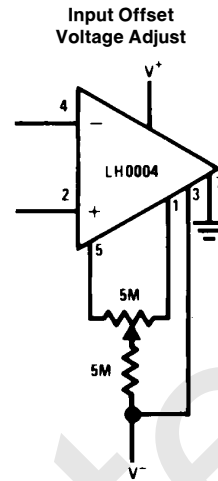
Note 1: These specifications apply for $\pm 5\text{V} \leq V_S \leq \pm 40\text{V}$, Pin 7 grounded, with capacitors $C_1 = 39\text{ pF}$ between Pin 1 and Pin 10, $C_2 = 22\text{ pF}$ between Pin 5 and ground, -55°C to $+125^\circ\text{C}$ for the LH0004, and 0°C to $+85^\circ\text{C}$ for the LH0004C unless otherwise specified.

Note 2: Refer to RETS0004X for LH0004H military specifications.

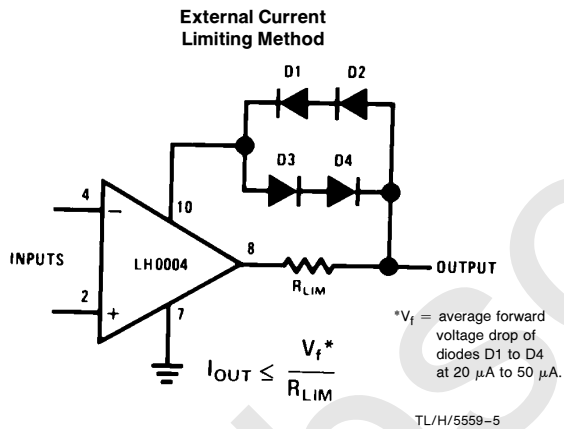
Typical Applications



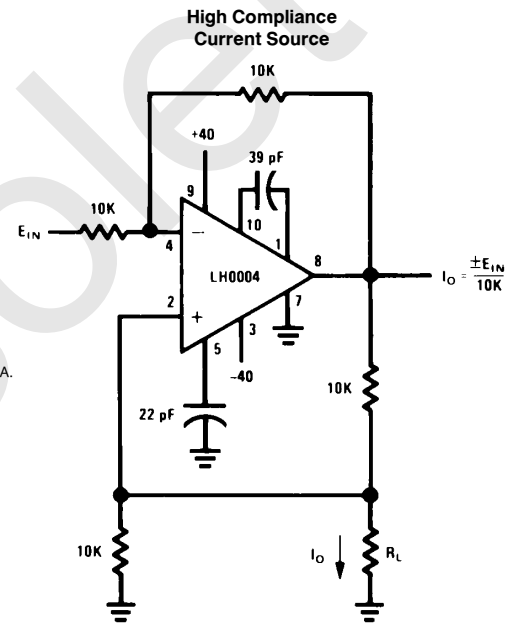
TL/H/5559-3



TL/H/5559-4

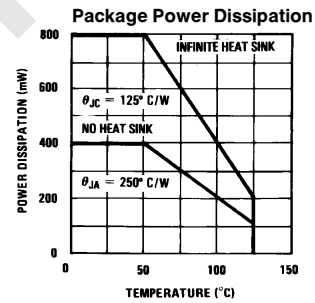
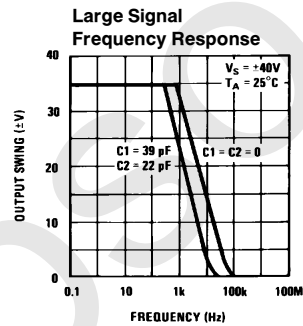
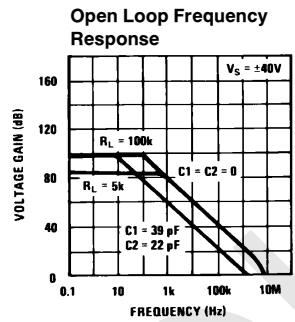
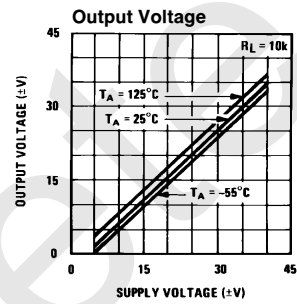
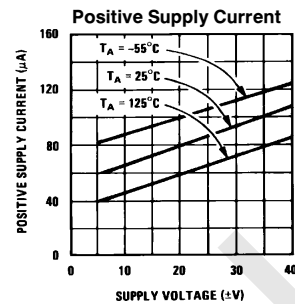
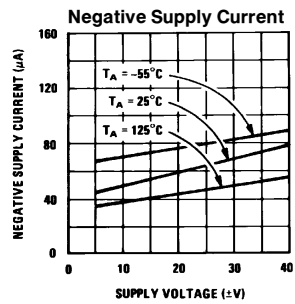
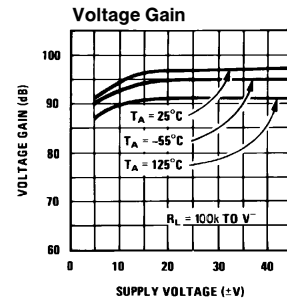
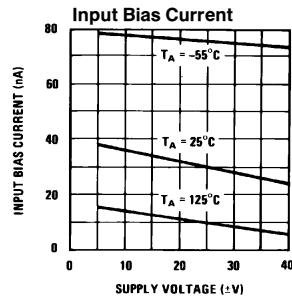
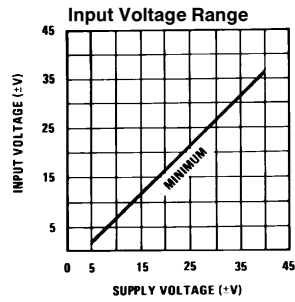


TL/H/5559-5



TL/H/5559-6

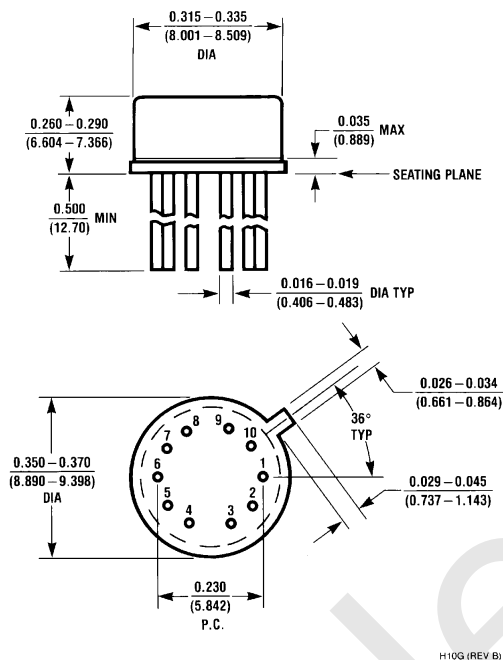
Typical Performance Characteristics



TL/H/5559-7

Obsolete

Physical Dimensions inches (millimeters)



Metal Can Package (H)
Order Number LH0004H, LH0004H-MIL or LH0004CH
NS Package Number H10G

LIFE SUPPORT POLICY

NATIONAL'S PRODUCTS ARE NOT AUTHORIZED FOR USE AS CRITICAL COMPONENTS IN LIFE SUPPORT DEVICES OR SYSTEMS WITHOUT THE EXPRESS WRITTEN APPROVAL OF THE PRESIDENT OF NATIONAL SEMICONDUCTOR CORPORATION. As used herein:

1. Life support devices or systems are devices or systems which, (a) are intended for surgical implant into the body, or (b) support or sustain life, and whose failure to perform, when properly used in accordance with instructions for use provided in the labeling, can be reasonably expected to result in a significant injury to the user.
2. A critical component is any component of a life support device or system whose failure to perform can be reasonably expected to cause the failure of the life support device or system, or to affect its safety or effectiveness.



National Semiconductor Corporation
1111 West Bardin Road
Arlington, TX 76017
Tel: 1(800) 272-9959
Fax: 1(800) 737-7018

National Semiconductor
Europe

Fax: (+49) 0-180-530 85 86
Email: cnjwge@tevm2.nsc.com

Deutsch Tel: (+49) 0-180-530 85 85
English Tel: (+49) 0-180-532 78 32
Français Tel: (+49) 0-180-532 93 58
Italiano Tel: (+49) 0-180-534 16 80

**National Semiconductor
Hong Kong Ltd.**
13th Floor, Straight Block,
Ocean Centre, 5 Canton Rd.
Tsimshatsui, Kowloon
Hong Kong
Tel: (852) 2737-1600
Fax: (852) 2736-9960

**National Semiconductor
Japan Ltd.**
Tel: 81-043-299-2309
Fax: 81-043-299-2408

IMPORTANT NOTICE

Texas Instruments Incorporated and its subsidiaries (TI) reserve the right to make corrections, modifications, enhancements, improvements, and other changes to its products and services at any time and to discontinue any product or service without notice. Customers should obtain the latest relevant information before placing orders and should verify that such information is current and complete. All products are sold subject to TI's terms and conditions of sale supplied at the time of order acknowledgment.

TI warrants performance of its hardware products to the specifications applicable at the time of sale in accordance with TI's standard warranty. Testing and other quality control techniques are used to the extent TI deems necessary to support this warranty. Except where mandated by government requirements, testing of all parameters of each product is not necessarily performed.

TI assumes no liability for applications assistance or customer product design. Customers are responsible for their products and applications using TI components. To minimize the risks associated with customer products and applications, customers should provide adequate design and operating safeguards.

TI does not warrant or represent that any license, either express or implied, is granted under any TI patent right, copyright, mask work right, or other TI intellectual property right relating to any combination, machine, or process in which TI products or services are used. Information published by TI regarding third-party products or services does not constitute a license from TI to use such products or services or a warranty or endorsement thereof. Use of such information may require a license from a third party under the patents or other intellectual property of the third party, or a license from TI under the patents or other intellectual property of TI.

Reproduction of TI information in TI data books or data sheets is permissible only if reproduction is without alteration and is accompanied by all associated warranties, conditions, limitations, and notices. Reproduction of this information with alteration is an unfair and deceptive business practice. TI is not responsible or liable for such altered documentation. Information of third parties may be subject to additional restrictions.

Resale of TI products or services with statements different from or beyond the parameters stated by TI for that product or service voids all express and any implied warranties for the associated TI product or service and is an unfair and deceptive business practice. TI is not responsible or liable for any such statements.

TI products are not authorized for use in safety-critical applications (such as life support) where a failure of the TI product would reasonably be expected to cause severe personal injury or death, unless officers of the parties have executed an agreement specifically governing such use. Buyers represent that they have all necessary expertise in the safety and regulatory ramifications of their applications, and acknowledge and agree that they are solely responsible for all legal, regulatory and safety-related requirements concerning their products and any use of TI products in such safety-critical applications, notwithstanding any applications-related information or support that may be provided by TI. Further, Buyers must fully indemnify TI and its representatives against any damages arising out of the use of TI products in such safety-critical applications.

TI products are neither designed nor intended for use in military/aerospace applications or environments unless the TI products are specifically designated by TI as military-grade or "enhanced plastic." Only products designated by TI as military-grade meet military specifications. Buyers acknowledge and agree that any such use of TI products which TI has not designated as military-grade is solely at the Buyer's risk, and that they are solely responsible for compliance with all legal and regulatory requirements in connection with such use.

TI products are neither designed nor intended for use in automotive applications or environments unless the specific TI products are designated by TI as compliant with ISO/TS 16949 requirements. Buyers acknowledge and agree that, if they use any non-designated products in automotive applications, TI will not be responsible for any failure to meet such requirements.

Following are URLs where you can obtain information on other Texas Instruments products and application solutions:

Products

Audio	www.ti.com/audio
Amplifiers	amplifier.ti.com
Data Converters	dataconverter.ti.com
DLP® Products	www.dlp.com
DSP	dsp.ti.com
Clocks and Timers	www.ti.com/clocks
Interface	interface.ti.com
Logic	logic.ti.com
Power Mgmt	power.ti.com
Microcontrollers	microcontroller.ti.com
RFID	www.ti-rfid.com
OMAP Mobile Processors	www.ti.com/omap
Wireless Connectivity	www.ti.com/wirelessconnectivity

Applications

Communications and Telecom	www.ti.com/communications
Computers and Peripherals	www.ti.com/computers
Consumer Electronics	www.ti.com/consumer-apps
Energy and Lighting	www.ti.com/energy
Industrial	www.ti.com/industrial
Medical	www.ti.com/medical
Security	www.ti.com/security
Space, Avionics and Defense	www.ti.com/space-avionics-defense
Transportation and Automotive	www.ti.com/automotive
Video and Imaging	www.ti.com/video

TI E2E Community Home Page

e2e.ti.com

Mailing Address: Texas Instruments, Post Office Box 655303, Dallas, Texas 75265
Copyright © 2011, Texas Instruments Incorporated